

FLOAT SWITCH / FLUID LEVEL CONTROLLER

PERFORMANCE AND CHARACTERISTICS

1, Wide application scope, strong generality

Float Switch (cable float level switch) series apply to branch water, sewage, acid-base solution of less than medium concentration oils and situations requiring on pollution (for example food and drinks industry), diesel oil gasification kitchen range, and automatic fuel feeding

2, Easy Installation and convenient adjustment method

Float Switch (Water Level Controller, Tank Level Switch) series can be adjusted at will with the locating piece moving up and down, only one screw is needed to secure the signal cable to finish installation.

3, Stable and durable, no need maintain

Cable float level switch(Water Level Controller, Tank Level Switch) series can be used for long time after it being installed. Almost no maintenance and repairing problem would happen during it's operation period.

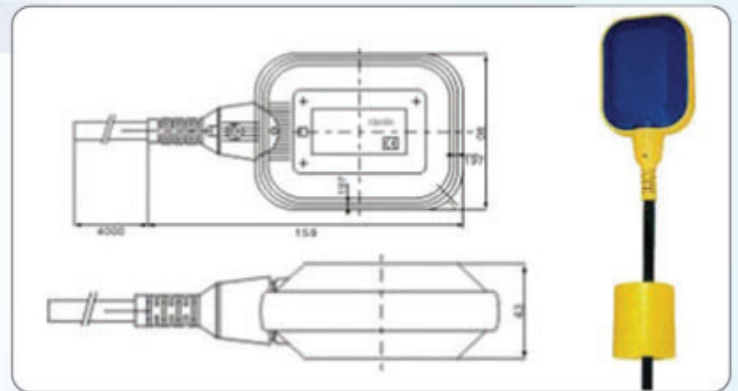
4, Simple construction and reliable performance

TECHNICAL AND SPECIFICATIONS

HT-M15-2

Microswitch
Switch currency

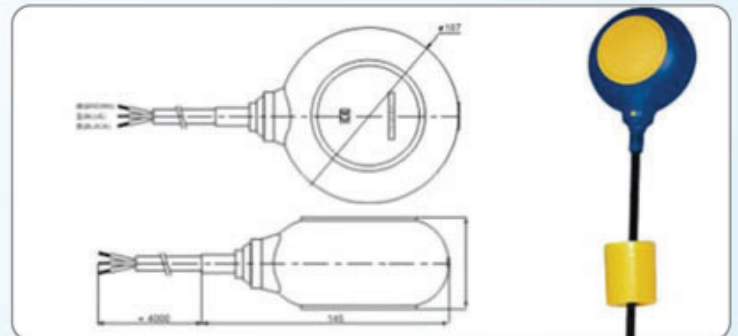
10(8)A250V~10(4)A380V
+++
≥ 50 000 switch workings
tested by VDE specialisation
□ T70U[®]
waterproof
70°C
max.1 bar
directly KW with 250V
Polipropylene



HT-M15-3

Microswitch
Switch currency

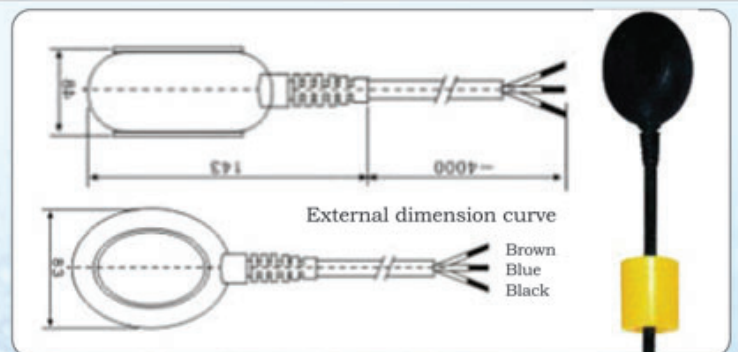
10(8)A250V~10(4)A380V
+++
≥ 50 000 switch workings
tested by VDE specialisation
□ T70U[®]
waterproof
70°C
max.1 bar
directly KW with 250V
Polipropylene



HT-M15-5

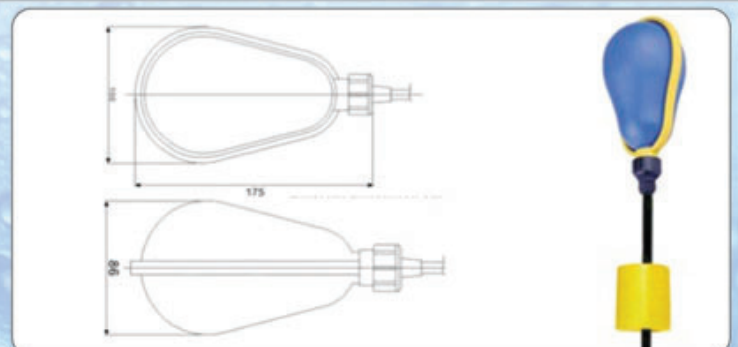
Microswitch
Switch currency

10(8)A250V~10(4)A380V
+++
≥ 50 000 switch workings
tested by VDE specialisation
□ T70U[®]
waterproof
70°C
max.1 bar
directly KW with 250V
Polipropylene



HT-M15-6

- 1.Rated voltage:250V(380V)/120V
- 2.Rated current:16A(8A), 10A(8), 10(4)A
- 3.Working temperature:0°C<water temperature≤80°C
- 4.Mechanical endurance:≥100,000times
- 5.Electrical endurance:≥50,000 times
- 6.Protection grade:IP68CS



INSTRUCTIONS FOR INSTALLATION

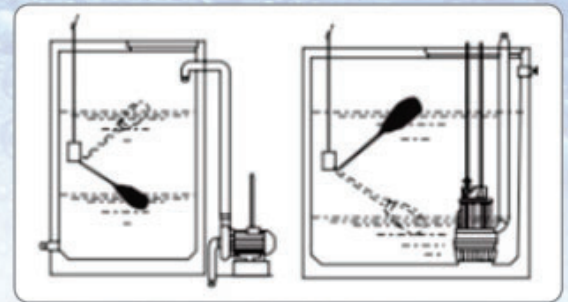
May be used for direct level control. in accordance with product electrical specifications.

In the case of approved products, the ground wire will always be included and the ground wire sheath will always be yellow/green.

In this case, this two remaining wires are supplied for "high closure" or, specific request, "low closure".

Filling

Emptying



ELECTRICAL CONNECTIONS

Use wires:

"Black" and "Blue"

With these contacts the regulator

Closes when down

Open when. up

The wire that is not used must be correctly insulated

Use wires:

"Black" and "Blue"

With these contacts the regulator

Closes when down

Open when. up

Mounting Instruction

Mounting of weight: insert cable thru conic part of the cylinder. The conic part of the small plastic segment should be in face with the conic part of the weight. This way the segment will ensure that the weight stays exactly where it should be and any adjustment required can be made accordingly. Force the counterweight on the ring by rotating it. using a slight pressure.

FEATURES

- ✓ Automatic control of pump stations.
- ✓ Earth protection.
- ✓ Overflow or dry running protection for pumps.
- ✓ Provides a signal where maximum and/or minimum levels are reached.
- ✓ Control of motorized valves or other electrical controls.
- ✓ Signal or alarm unit in monitoring operations.
- ✓ Available as a dual function version with a core cable for filling and emptying containers.

APPLICATION

- For Domestic, Industrial and Communal sewage
- Suitable also for drinking water
- Tank filling emptying control